

MINIMIZE UNCERTAINTY AND RISK IN CARDIAC IMAGING

Run faster, more efficient trials that generate high-quality data with expert services that support a range of modalities — from echocardiograms to ECGs. A unique combination of experienced readers and advanced technology ensures data is collected correctly the first time, every time.

GET HIGH-QUALITY QT DATA WITH RELIABLE RESULTS

LEVERAGE DEEP SCIENTIFIC EXPERTISE




ZERO READER COMPLIANCE ISSUES

due to scoring criteria deviations, measurement tool variability, response miscalculations and data transcription errors



20+ RENOWNED CARDIOLOGISTS AND IMAGING EXPERTS

around the world provide 24/7 interpretations of echocardiograms



CONSULTATIVE PROTOCOL DESIGN AND MODALITY SELECTION

ensure your specific needs are met

REDUCE TIME TO STUDY CLOSE



UP TO 20% REDUCTION IN ERRORS

via advanced automation



100% VISIBILITY TO YOUR DATA AT ANY TIME


from upload to data transfer



CONSISTENT NETWORK OF EXPERT READERS

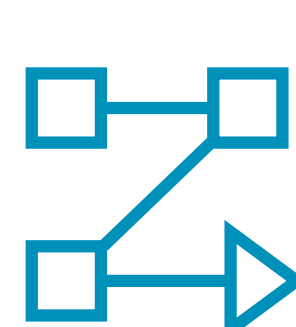
drives high quality data

MAKE DATA-DRIVEN DECISIONS



COMPREHENSIVE SITE TRAINING

means fewer queries and no missing data



FULL AUDIT TRAIL READILY AVAILABLE

and compliant with regulatory requirements



ACCURATE PATIENT INCLUSION/EXCLUSION DECISIONS

with real-time screening

PROVEN SOLUTIONS PROVIDE THE CONFIDENCE YOU NEED

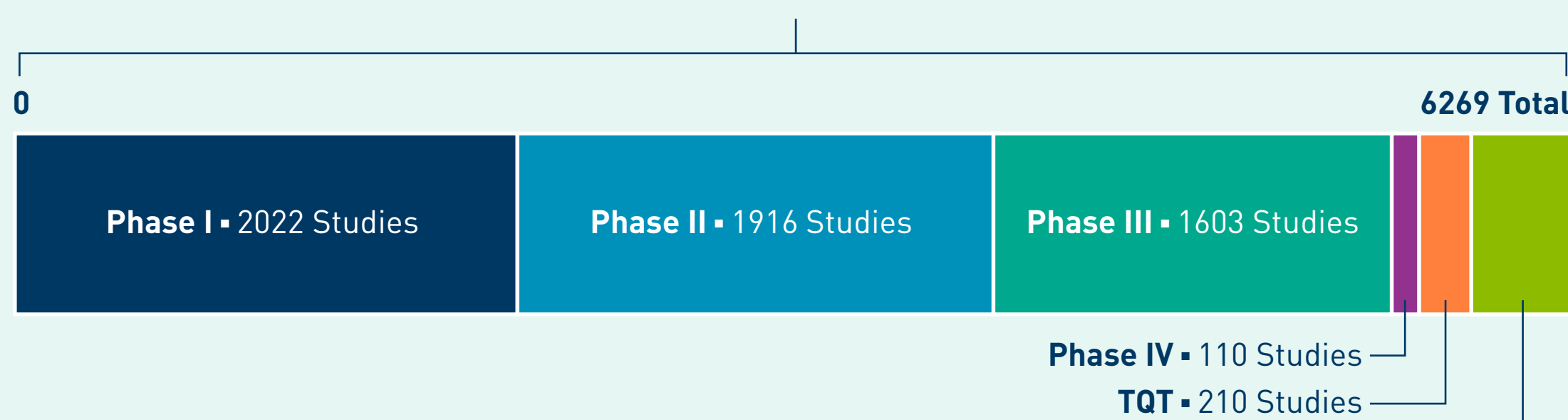
Significant cardiac and imaging experience across all phases and therapeutic areas enables expert support across:

9,000+
studies

225,000+
sites

2.5M+
patients

Cardiac & Imaging Experience by Phase



Echo Experience Across a Range of Indications and Therapeutic Areas

> Actigraphy	> Duchenne Muscular Dystrophy	> Leukemia	> Obesity
> Advanced or Metastatic Cancer	> Fabry Disease	> Migraine	> Pancreatic Cancer
> Anemia	> Gaucher's Disease	> Muscular Dystrophy	> Pompe Disease
> Atrial Fibrillation	> Glioblastoma	> Myelodysplastic Syndrome	> Pulmonary Hypertension
> Chronic Pain	> Hepatitis C	> Niemann-Pick Disease	> Spinal Muscular Atrophy
> Congestive Heart Failure	> Hypertension	> Non-Small Cell Lung Cancer	> Solid Tumors
> Diabetes	> Hypophosphatasia		> Venous Thromboembolism
> Dravet Syndrome	> IPF		

HAVE CONFIDENCE IN YOUR PARTNER

A LEGACY OF INNOVATION AND RELIABILITY



Tech platform initially developed by the Cleveland Clinic, later spun off as ImageIQ and acquired by ERT



Operational scale and infrastructure enabled via ERT's acquisition of Biomedical Systems



Extensive cardiac expertise and a Phase I QT Center of Excellence bolstered by iCardiac Technologies, acquired by ERT

MAKE BETTER DECISIONS, FASTER

By combining proven, purpose-built technology with professional services and expertise in imaging science and cardiology, ERT minimizes risk while enabling data-driven decisions that keep your trial on track — and on budget. Contact us today to schedule a consultation with one of our medical executives, or to learn how we can support your trial's success.

info@ert.com